


Plastic Access Panels

The answer to unsightly controls and fittings



Can be used to provide access in ceilings

*excludes AP450 & AP450KL



Use

- Cost effective yet reliable and simple method for providing access to services and connections behind dry lined walls, ducts, ceilings (exc. AP450 and AP450KL) and cupboard units
- An ideal solution for meeting the gas safety industry and Building Regulation Part J's concealed boiler blue inspection access requirements (non-fire rated applications)

Features and Benefits

- Purpose made product saves time and money compared with traditional joiner-made or steel access doors
- Excellent aesthetic appearance and finish
- Textured finish allows painting if required
- Visible picture frame surround smartly conceals cut out edges and contributes to a faster installation
- Universal door handing
- Flush fitting door panel can be fully removed for maximum access
- Installed in minutes using basic hand tools and silicon/flexible sealant
- Catch clip closing mechanism across the range as standard
- Key lock options available
- Acoustic performance of 26dB

Quality

- Manufactured to BS EN ISO 9001 and BS EN ISO 14001
- Helps to meet Building Regulation document Part J (2010 edition)

Material and Colour Choice

- Tough and UV stabilised injection moulded HIPS/ABS plastic
- White finish

Installation Advice

- Cut hole to size, making sure that it is straight and level
- Apply silicon or other suitable grade building adhesive to the back of the frame
- Check which way that you want the door to hinge
- Press the frame firmly into place, checking it is straight and level
- Do not operate until the adhesive has set completely
- To open the door, use a screw driver in the slot and lever up (fig. 1)
- To remove the door, open the door slightly (fig 2.) and pull away from the hinge position maintaining the door at a slight angle (fig. 3). This does not apply to panels AP110 and AP200 which are clip fit door panels
- To replace the door, reverse the removal process

Care and Maintenance

- Clean using a soft cloth with a mild detergent

How to Order

- State which size of panel is required and confirm the hole cutting size
- State if the key lock option is required

Bill of Quantity

L20 Doors/Shutters/Hatches
Clause

630^ HATCHES

- Manufacturer: Timloc Building Products, Timloc House, Ozone Park, Howden, East Yorkshire, DN14 7SD. T: 01405 765567 W: www.timloc.co.uk
- Type: Plastic access panels
- Product code: AP300 (see other product codes/variations of sizes)
- Frame fitting size: 305 x 305mm
- Application: Wall, ceiling or voids
- Frame type: Picture
- Colour: Textured white ABS plastic

Product Codes

Frame Fitting Size	Clear Opening Size	Overall Panel & Frame Size	Door Type	Key Lock	Product Code
115 x 165mm	100 x 150mm	135 x 185mm	Clip fit	N/A	AP110
155 x 235mm	140 x 220mm	195 x 275mm	Hinged	N/A	AP150
205 x 205mm	190 x 190mm	245 x 245mm	Clip fit	N/A	AP200
305 x 305mm	290 x 290mm	345 x 345mm	Hinged	N/A	AP300
470 x 470mm	455 x 455mm	510 x 510mm	Hinged	N/A	AP450*
155 x 235mm	140 x 220mm	195 x 275mm	Hinged	Yes	AP150KL
305 x 305mm	290 x 290mm	345 x 345mm	Hinged	Yes	AP300KL
470 x 470mm	455 x 455mm	510 x 510mm	Hinged	Yes	AP450KL*

*not suitable for ceiling installations

AP150

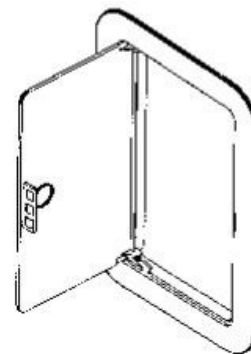


Fig.1

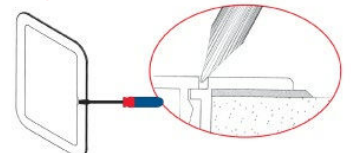


Fig.2



Fig.3

