


inno-fix

Flat roof insulation for use with mechanically fixed single-ply waterproofing membranes



Fibre-free rigid polyisocyanurate (PIR) insulation core
with aluminium foil composite facing to both sides

APPLICATIONS

Inno-Fix is available in flat boards, for use on new roofs, refurbished roofs or for upgrading the thermal performance of existing roofs.

Inno-Fix is suitable for mechanically fixed single-ply waterproofing membranes on concrete, timber or metal decks. For advice on how Inno-Fix can suit your application, please [contact EcoTherm](#).

DESCRIPTION

Inno-Fix comprises a fibre-free rigid polyisocyanurate (PIR) insulation core with aluminium foil composite facing to both sides.

DIMENSIONS

Width	1200 mm
Length	2400 mm
Thickness	25-160 mm*
Area	2.88 m ²

*Greater thicknesses may be achieved with two layers of insulation boards

THERMAL CONDUCTIVITY

The thermal conductivity (lambda//λ-value) of the insulation is 0.022 W/mK.

Ecotherm PIR insulation lambda and thermal resistance values stated in this datasheet are in accordance with BS EN 13165: 2012 + A2: 2016 (Thermal insulation products for buildings. Factory made rigid polyurethane foam (PU) products. Specification).

COMPRESSIVE STRENGTH

Typical compressive strength for the insulation exceeds 150 kPa when tested at 10% compression to BS EN 826: 2013 (Thermal Insulating Products for Building Applications. Determination of Compression Behaviour).

RESISTANCE TO SOLVENTS

Inno-Fix resists attack from dilute alkalis and acids, mineral oil and petrol. The insulation is not resistant to ketonic solvents. Damaged boards should not be used.

DURABILITY

When correctly installed, Inno-Fix has an indefinite life and its durability depends on the background/supporting structure and conditions of its use. It should not be used to isolate dampness nor be used in continuously damp/humid conditions. The fibre-free insulation core of Inno-Fix and facings resists attack by mould and microbial growth and do not provide any food value to vermin.

ENVIRONMENTAL

An Environmental Product Declaration (EPD), certified to EN 15804: 2012 + A1: 2013 (Sustainability of construction works. Environmental product declarations. Core rules for the product category of construction products), has been created for Inno-Fix produced at the Pembridge (Herefordshire) and Selby (North Yorkshire) manufacturing facilities. Please visit the Inno-Fix web page at www.ecotherm.co.uk for more information.

WATER VAPOUR RESISTANCE

The product typically achieves a resistance far greater than 100 MNs/g, when tested in accordance with BS12086: 2013 (Thermal insulating products for building applications. Determination of water vapour transmission properties).

Ecotherm recommends a Condensation Risk Analysis (CRA) be completed for each project.

The insulation boards should be installed over a Vapour Control Layer (VCL) or sealed metal deck.

Consideration should be given to BS 5250: 2021 (Management of moisture in buildings. Code of practice) and BS 6229: 2018 (Flat roofs with continuously supported flexible waterproof coverings. Code of practice).

FIRE PERFORMANCE

For guidance regarding the routes to compliance for meeting fire safety requirements please refer to the relevant Building Regulations/Standards for England, Wales and Scotland.

Under System 4 AVCP, Inno-Fix has a Euroclass rating of F.

Additional materials can be placed above the insulation layer within a roofing system including, but not limited to, waterproofing materials, reinforcement layers, primers and carrier membranes. These additional materials complete the roofing system. As such, the fire performance of a roofing system is predominantly determined by these finishes.

Compliance for meeting the fire safety requirements of the Building Regulations/Standards can be evaluated by testing the fire performance of the roofing system. The most commonly used route to compliance involves testing the full roofing system and uses test method DD CEN/TS 1187: 2012 (Test methods for external fire exposure to roofs). External roof exposure testing is typically carried out by the waterproofing manufacturer/system supplier, due to the complexities of the roofing system.

NB Test evidence to demonstrate compliance with the fire safety requirements of the Building Regulations/Standards incorporating Inno-Fix within a roof system would be required to be provided from the chosen waterproofing system supplier. Without the required classification for the proposed roof system, achieved through either an external roof exposure test or an overlay of inorganic material, the use of Inno-Fix must be restricted to at least 20 metres in England and 24 metres in Scotland, or more from any point of the relevant boundary.

Further details on the fire performance may be obtained from Ecotherm Technical Services (see rear cover for details).

ROOF LOADING

Inno-Fix is suitable for roof decks which are exposed to limited maintenance foot traffic, depending on the waterproofing system being used. For roofs which require regular pedestrian access, a walkway should be provided. The roof should be boarded out with protective boarding whenever site work is to take place after the roofboard has been laid and the roof made watertight.

ROOF WATERPROOFING SYSTEM

Inno-Fix is suitable for use with mechanically fixed waterproofing systems (PVC, TPO, EVA, EPDM etc). Please contact the waterproofing manufacturer to check the compatibility of the waterproofing system with Inno-Fix.

SPANNING METAL DECKS

Trough opening (mm)	Minimum roofboard thickness (mm)
<75	25
≥75 and ≤100	30
>100 and ≤125	35
>125 and ≤150	40
>150 and ≤175	45
>175 and ≤200	50
>200 and ≤225	55
>225 and ≤250	60

On metal decks the long edges should be at right angles to the corrugations. All board joints should be fully supported by the deck.

DESIGN CONSIDERATIONS

Consideration should also be given to BS 5250: 2021 and BS 6229: 2018. Mechanical fixings should be used as recommended in IMA information document ID/1/2009 (Mechanical fixings for rigid polyisocyanurate (PIR) and polyurethane (PUR) roofboards beneath single-ply waterproofing membranes).

STANDARDS AND APPROVALS

The use of Inno-Fix (in thicknesses of 25 - 160 mm), produced at the Pembridge (Herefordshire) and Selby (North Yorkshire) manufacturing facilities, is covered by BBA no. 16/5341.



Ecotherm PIR Insulation is manufactured under a management system certified to ISO 9001: 2015 (Quality management systems), ISO 14001: 2015 (Environmental management systems), ISO 45001:2018 (Occupational health and safety management systems) and ISO 50001: 2018 (Energy management systems).


All available certificates can be downloaded from www.ecotherm.co.uk

WIND LOADING

Wind loadings should be assessed in accordance to BS EN 1991-1-4: 2005 + A1: 2010 (Eurocode 1. Actions on structures. General actions. Wind actions) and the UK National Annex. Ecotherm recommend contacting the waterproofing manufacturer for a project specific wind uplift calculation.

CONSTRUCTION CONSIDERATIONS

Consideration should be given to the recommendations and best practice guidance of SPRA (Single Ply Roofing Association), LRWA (Liquid Roofing and Waterproofing Association) and the IMA (Insulation Manufacturers Association).



INSTALLATION

Roof deck should be clean and dry before installation of Inno-Fix boards. If flat Inno-Fix insulation boards are to be installed, roof deck should be constructed to fall to all rainwater outlets. A minimum 25 mm upstand of the insulation board should be installed around the roof perimeter and approved angle fillets should be used at upstands or kerbs.

- The boards should be laid over a Vapour Control Layer (VCL). If fixing to a sealed metal deck, there is no need for a VCL.
- Follow manufacturer’s guidelines for the application of the waterproofing membrane.
- Continue the waterproofing vertically at upstands, to a minimum of 150 mm above the top of the horizontally laid insulation or 300 mm above the deck.

MECHANICAL FIXINGS

Mechanical fixings should be used as recommended in IMA information document ID/1/2009 (Mechanical fixings for rigid polyisocyanurate (PIR) and polyurethane (PUR) roofboards beneath single-ply waterproofing membranes). Where the specified vapour control layer is other than a bitumen membrane, eg polyethylene, any fixings which penetrate the vapour control layer should be telescopic tube fastenings.

The number of mechanical fixings required to fix Inno-Fix will vary with the geographical location of the building, the topographical data, and the height of the roof concerned.

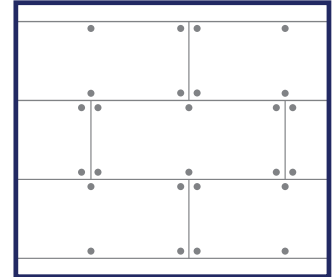
BS EN 1991-1-4: 2005 + A1: 2010 (Eurocode 1. Actions on structures - General Actions - Wind Actions) should be consulted. It is essential that Inno-Fix boards are restrained over its full surface area. When installing 2.4 x 1.2 m boards a minimum of 6 mechanical fixings should be placed within the individual board area and be sited adjacent to the corners of the board. Any additional fixings needed should be evenly distributed over the full area of the board. Each fixing should incorporate a minimum 50 mm diameter countersunk washer. Fixings at board edges must be more than 50 mm but less than 150 mm away from the edge or corner of the board.

Ecotherm advises where possible thermally broken tube fixings should be used.

LAYING PATTERN

Boards should be laid with edges butted and in a break bonded pattern laid at right angles to the edges of the roof or diagonally across the roof. The board is suited to a variety of laying patterns. However, it is recommended that whatever pattern is employed joints are always break-bonded.

On metal decks the long edges should be laid at right angles to the corrugations. All board joints should be fully supported by the deck.



HANDLING

- Do not drop boards
- To cut, use a fine toothed saw
- Wear appropriate hand and eye protection
- Damaged boards should not be used

Cutting with power tools generates dust so should be kept to a minimum. Ideally all operations which produce dust should be carried out in well ventilated conditions; where possible a dust mask selected in accordance with BS EN 149: 2001 + A1: 2009 (Respiratory protective devices. Filtering half masks to protect against particles. Requirements, testing, marking) should be worn.

Ensure accurate trimming to achieve close butt joints and continuity of insulation.

STORAGE

Store boards in a flat, dry area off the ground away from mechanical and water damage.

If temporary outdoor storage cannot be avoided then they must be completely protected by use of an opaque polythene sheet or tarpaulin.

Boards that have been allowed to get wet should not be used.

HEALTH & SAFETY

Inno-Fix is chemically inert and safe to use. Product safety information is available to download from www.ecotherm.co.uk.



For the most up-to-date version of this brochure, please scan or [click here](#).
To access pre-existing product information or information relating to previously sold/discontinued products please email marketing@ecotherm.co.uk.

The information contained in this brochure is believed to be correct at the date of publication. EcoTherm Insulation (UK) Limited ("EcoTherm Insulation") reserves the right to alter or amend the product specifications without notice due to continuous improvement commitments. There may also be relevant changes between publications with regard to legislation, or other developments affecting the accuracy of the information contained in this brochure. Product thicknesses shown in this document should not be taken as being available ex-stock and reference should be made to the current EcoTherm Insulation price-list or advice sought from EcoTherm Insulation’s Customer Service Department. The information, technical details and fixing instructions etc. included in this literature are given in good faith and apply to uses described. EcoTherm Insulation does not accept responsibility for issues arising from using products in applications different from those described within this brochure or failure to correctly follow the information or instructions as described

EcoTherm Insulation (UK) Limited

Harvey Road, Burnt Mills Industrial Estate, Basildon, Essex, SS13 1QJ

Telephone: +44 (0) 1268 591155 **Fax:** +44 (0) 1268 591852

Email: info@ecotherm.co.uk

Web: www.ecotherm.co.uk



EcoTherm Insulation



@EcoThermUK



EcoTherm-Insulation-UK-Ltd



@EcoThermIns

within this brochure. Recommendations for use should be verified with a suitable expert or professional for suitability and compliance with actual requirements, specifications and any applicable laws and regulations. For other applications or conditions of use, EcoTherm Insulation offers a technical advisory service (technical@ecotherm.co.uk), the advice of which should be sought for uses of EcoTherm Insulation products that are not specifically described herein. Please check that your copy of this literature is current by contacting the EcoTherm Insulation Marketing Department (see above for contact details).

® EcoTherm is a Registered Trademark in the UK. All rights reserved.

Registered in England, No. 1873816. Registered Office: Harvey Road, Burnt Mills Estate, Basildon, Essex, SS13 1QJ. VAT GB108229724